
















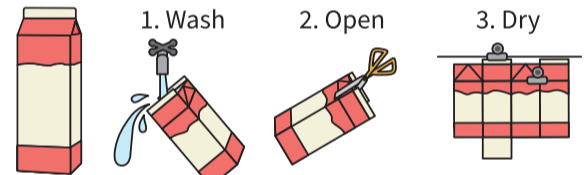





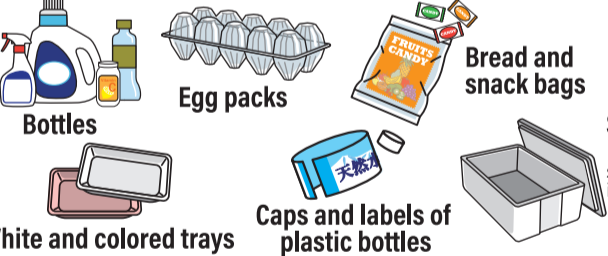



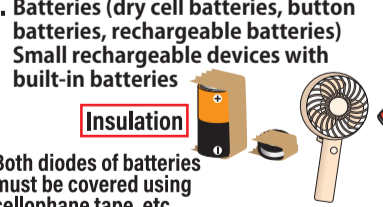




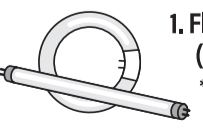



EXAMPLES AND NOTES REGARDING EACH TYPE OF GARBAGE

<p>Burnable Garbage (Twice/Week) Kitchen waste, paper diapers, wood waste, soiled paper waste, leather and rubber items, plastic items (without a recyclable symbol)</p>	<p>Kitchen waste Drain thoroughly before placing in the designated bag.</p> 	<p>Oil used in cooking Soak into a rag or paper towel before discarding or use an oil solidifier.</p> 	<p>Paper diapers Flush human waste down the toilet and wrap the soiled parts in the center to reduce the size of the diaper.</p> 	<p>Red</p> 
<p>A Empty bottles & cans</p>	<p>Aluminum cans</p> 	<p>Steel cans</p> 	<p>Glass bottles Not necessary to remove labels</p> 	<p>Green</p> 
<p>C Newspapers, flyers, pamphlets</p>	<p>Newspapers</p> 	<p>Flyers and pamphlets</p> 	<p>Green</p> 	
<p>D Magazines, books, other paper</p>	<p>Magazines, catalogs, cartons, envelopes, etc.</p>  <p>- On rainy days, double wrap, etc., to prevent from getting wet before placing in the designated bag. - Remove plastic parts before sorting.</p> <p>These items are not recyclables (D) and should be sorted as burnable garbage:</p> <ul style="list-style-type: none"> Waterproofed paper items (paper cups, etc.) Paper that has come into contact with soap or other strong-smelling materials Plastic-coated paper, thermal paper, carbon paper, gilt paper, aluminum foil, soiled paper, etc. Photographs 	<p>Green</p> 		
<p>E Fabrics</p>	<p>Towels, Old clothes, Blankets</p>  <p>- On rainy days, double wrap, etc., to prevent from getting wet before placing in the designated bag. - Not necessary to remove buttons or fasteners (Items with padding [jackets, etc.], hats, and leather items [belts, bags, etc.] should be sorted as burnable garbage.)</p>	<p>Green</p> 		
<p>F Cardboard</p>	<p>Cardboard</p>  <p>- On rainy days, double wrap, etc., to prevent from getting wet before placing in the designated bag.</p>	<p>Green</p> 		
<p>G Milk cartons, paper bags</p>	<p>1. Wash 2. Open 3. Dry</p>  <p>Sort caps as recyclables (J) Sort spouts as burnable garbage</p> <p>- Wash, open, and dry before sorting. *Items with aluminum (foil) interiors should be sorted as burnable garbage</p>	<p>Green</p> 		
<p>H Plastic bottles</p> <p>Look for this mark on the item</p> 	<p>Soft drinks, etc. Seasonings such as mirin, soy sauce, etc.</p>  <p>Not necessary to remove this ring. Remove caps and labels and sort them as recyclables (J). Rinse out before sorting.</p> <p>- Remove cap and lightly rinse out insides before sorting. (Plastic caps and labels should be sorted as recyclables (J).) - Items that have been used at restaurants cannot be thrown out in this way.</p>	<p>Green</p> 		
<p>J Plastic wrappings and containers, (white and colored) trays, styrofoam</p> <p>Look for this mark on the item</p> 	<p>Bottles, Egg packs, Bread and snack bags, Styrofoam, White and colored trays, Caps and labels of plastic bottles</p>  <p>Break large pieces of styrofoam down to fit inside the bag.</p> <p>Use the following to determine the correct category:</p> <ul style="list-style-type: none"> Q. Is it made of plastic? <ul style="list-style-type: none"> Yes → Sort by material and shape No → Burnable garbage Q. Does it have this symbol? <ul style="list-style-type: none"> Yes → Burnable garbage No → Burnable garbage Q. Can it be cleaned using only water? <ul style="list-style-type: none"> Yes → Plastic wrappings and containers No → Burnable garbage <p>- Empty out the insides, rinse with water, and remove metal parts before sorting. - Items that have been used at restaurants cannot be disposed of in this way.</p>	<p>Green</p> 		
<p>Non-Burnables (Monthly) Metal items, ceramics, glass, small appliances</p>	<p>Metal items, Ceramics and glass, Small appliances</p>  <p>Knives must be wrapped in thick paper, etc., and the designated bag they are placed in must be marked "キケン" (kiken, dangerous).</p> <p>Please dispose of batteries and small rechargeable devices with built-in batteries as "Specially designated items." *Rechargeable batteries should be turned in at a facility capable of processing them (a home appliance retailer, etc.).</p>	<p>Yellow</p> 		
<p>Specially Designated Items (Monthly) Batteries, Small rechargeable devices with built-in batteries, spray cans, lighters (cigarette and stove), mercury thermometers, blood pressure meters, solid red ink</p>	<p>1. Batteries (dry cell batteries, button batteries, rechargeable batteries) Small rechargeable devices with built-in batteries</p>  <p>Both diodes of batteries must be covered using cellophane tape, etc.</p> <p>2. Spray cans</p>  <p>Cans do not need to be punctured (except for spray paint)</p> <p>Ensure that the contents are depleted before sorting. If there may be something in the can, fully deplete the can in a well-ventilated area far from any potential source of fire.</p> <p>3. Cigarette and stove lighters</p>  <p>Handle in the same way as spray cans.</p> <p>4. Mercury thermometers, blood pressure meters, solid red ink</p>  <p>Place in original packaging to prevent breakage then wrap in thick paper, etc., and place in a thick plastic bag before sorting. *These items may be taken to collection sites.</p>	<p>Clear</p> 		
<p>Site Collection (Items that must be taken to City Hall, etc.) Fluorescent tube lights, used cooking oil</p>	<p>Place in collection boxes at Koshi City Hall, etc.</p> <p>1. Fluorescent tube lights (4th Tues of May, Aug, Nov, Feb)</p>  <p>*Commercial-use models prohibited</p> <p>Discarded circular or tubular fluorescent bulbs only. (Incandescent bulbs, glow switch starters, and LED bulbs should be sorted as non-burnable garbage)</p> <p>2. Used cooking oil</p>  <p>Oil used for home cooking. Place in a plastic bottle (not a glass one) and bring to the collection site. Accepted oils: vegetable oil, rapeseed oil, corn oil, etc.</p>			

RULES FOR SORTING AND TAKING OUT GARBAGE - KOSHI CITY ENGLISH

Rules for Taking Out Garbage

Observe the following rules for sorting and taking out your garbage.

⚠ Garbage not placed in the proper type of bag will not be collected.

Garbage is collected from designated collection areas.

⚠ Discarding garbage in areas other than designated collection areas is a crime.

Garbage from restaurants and other shops cannot be discarded in general collection areas.

Take out garbage on the designated day by 8:30AM.

⚠ Do not take it out on the day before or after collection is complete.

The designated collection area is shared with other members of your community. Please keep the area clean.

Place burnable garbage, recyclables, and non-burnable garbage in the correct designated bags.



Burnables go in designated red bags



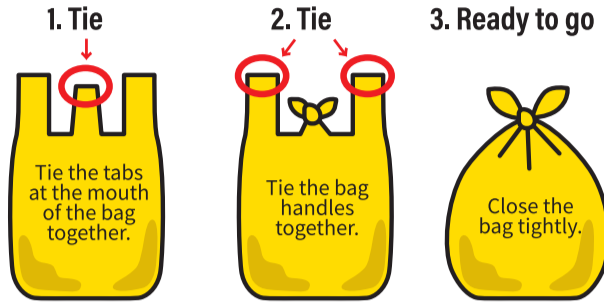
Non-burnables go in designated yellow bags



Recyclables go in designated green bags

*Each green bag should contain only one type of recyclable.

If an item is too large to fit in a bag, it must be disposed of as oversize garbage.



One bag can hold about 10 kg of garbage. Please divide your garbage so that each bag is under 10 kg, or take heavy garbage bags directly to a garbage collection facility.

Take out the correct garbage on the correct day.

Please check your Waste Disposal Calendar (ゴミ出しカレンダー) to see when certain types of garbage are collected.

Waste Disposal Calendars are available at City Hall. Collection schedules are also available on the Koshi City website (accessible via the QR code below). There are 6 different Waste Disposal Calendars for zones 1 through 6. Make sure you have the correct calendar for the zone where you live. (If you are unsure which zone you live in, contact the Koshi City Environmental & Sanitation Section (096-248-1202).)

Scan for Waste Disposal Calendar:



Designated Garbage Bags

- Burnable garbage, recyclables, and non-burnable garbage must be placed in their respective type of designated Koshi City garbage bag. Bags from other municipalities like Kumamoto City, Kikuyo, etc., will not be collected.
- Koshi City garbage bags are sold at supermarkets, convenience stores, drug stores, etc., within Koshi.
- Bags are available in three sizes (large 大, small 小, and extra small 極小).

To request pick-up of oversize items that do not fit in designated garbage bags

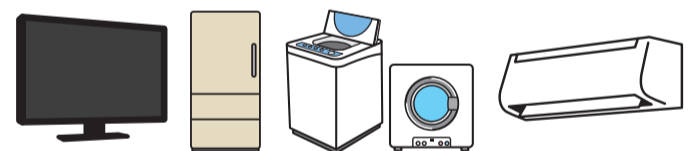
Different residential areas are serviced by different collection companies. Use the table below to determine where to apply.

Area of Residence	Collection Service	Phone	Apply here
Suginamidai, Nagae Danchi, Mure, Musahinodai, Sasahara, Koshi Minami Place, AMB, Suya, Enokinomoto, Shinkai, Kuroishi, etc.	Save Clean Co., Ltd.	☎ 0120-812-583 ☎ 096-242-0059	
Miyoshi, Wakahara, etc.	Utsunomiya Sangyo Co., Ltd.	☎ 0120-958-367 ☎ 096-345-8961	

- If you do not know the name of the area you live in, contact the Koshi City Environment & Sanitation Section (096-248-1202).
- Please purchase an oversize garbage sticker (粗大ごみステッカー) before having your garbage collected. Stickers are available at supermarkets, drug stores, convenience stores, etc., within Koshi.

When disposing of TVs, air conditioners, refrigerators/freezers, washers/dryers

Pay your local appliance retail shop the recycling fee and they will collect your appliance(s).

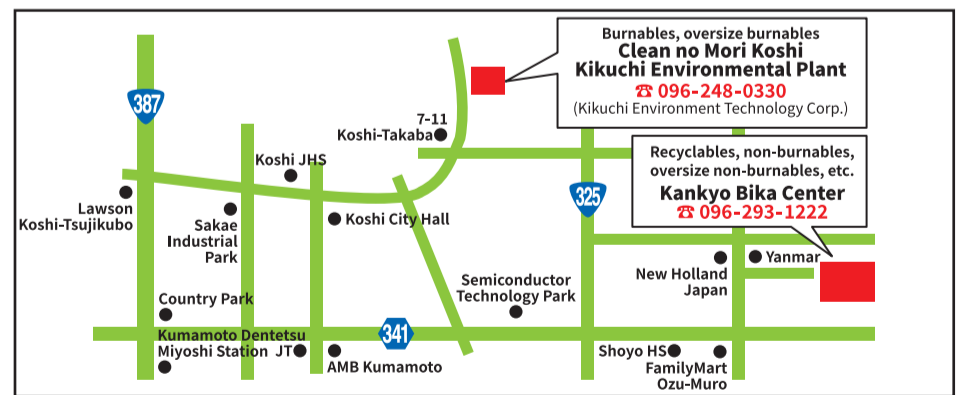


Bringing garbage directly to waste disposal facilities

Where to bring your garbage (for individuals):

FACILITIES	NOTES
<p>Kankyo Bika Center (Ozu 115, Ozu-machi, Kikuchi-gun) ☎ 096-293-1222 Recyclables, Non-burnables, Specially designated items, Fluorescent tube lights, Non-burnable oversize waste</p> <p>■ Hours Weekdays 8:30AM-12PM, 1PM-5PM Closed: Sat, Sun, holidays</p>	<p>1. Vehicles must weigh 4 tons or less (excluding long-body vehicles). 2. Max dimensions for burnable oversize garbage is W 1.5m, L 3.0m, H 1.0m. Larger items must be broken down into smaller pieces before being brought for disposal.</p>
<p>Clean no Mori Koshi - Kikuchi Environmental Plant (Kikudomi 460, Koshi-shi) ☎ 096-248-0330 (Kikuchi Environment Technology Corp.) Burnables, Oversize burnables</p> <p>■ Hours Weekdays 8:30AM-12PM, 1PM-5PM Closed: Sat afternoons, Sun, holidays</p>	

WASTE DISPOSAL FACILITY MAP



Waste disposal fees (tax excluded)

Household waste

Under 50kg: free
¥250 for first 50kg and ¥50 for each extra 10kg.
(Waste will be weighed at each facility and weights will be rounded to the nearest 10kg. Fees will be rounded to the nearest ¥10.)

Oversize garbage

Under 10kg: ¥100
Plus ¥100 for each extra 10kg

Items that cannot be processed as garbage by the City

Discarded tires, fire extinguishers, propane gas tanks, batteries, gasoline, waste oil, poisons, agricultural chemicals, pianos, large safes, motorcycles, etc. Contact the manufacturer, the store at which you bought the item, or a store which sells similar items.



Inquiries : Environment & Sanitation Section, Koshi City Hall 096-248-1202 kankyo@city.koshi.lg.jp